

der Hudelist[®]

Handschuhmanufaktur

Orthopaedic gloves made to measure



Additionally we craft for you:

- ◇ Children's gloves
- ◇ Fine gloves
- ◇ Golf gloves
- ◇ Gloves from your design proposals
- ◇ available with glove heating

Dear Sir or Madam,

Thank you for your interest in our Orthopaedic Gloves.

Our Glove Catalogue was redesigned in 2016.

The current price lists (in German and English), which you can find on our website shall serve you as calculation basis. We make an estimate of the costs for every order before your gloves are sewed. For our orthopaedic gloves we always create a fee-based sewing pattern, enabling us to resort to this pattern for future supply.

When placing an order, it is essential that you make use of our data sheet, otherwise we cannot guarantee optimal fit. You can find (further) tips for taking measurements on page 13.

The delivery will take approx. 4 - 6 weeks

In order to complete your order promptly, we kindly ask you to disclose your sales tax identification number.

Content

Artificial limb gloves	Page 4
Orthopaedic gloves	Page 5
Stump protectors for hands	Page 5
Stump protectors for upper arms/forearms	Page 7
Flexor/Extensor control and therapy gloves	Page 8
Bag gloves	Page 9
Choice of material	Page 10
Glove heating	Page 11
Colour chart standard nappa	Page 11
Taking measurements	Page 12
Works from our manufactory	Page 13
Cleaning	Page 14
Terms of delivery and payment	Page 15
Guarantee	Page 15

Artificial limb gloves

- A-1 1 artificial limb glove for **passive hands**
Model: nappa leather, unlined with topstitching,
type of fastener of your choice
- A-2 1 artificial limb glove for **active hands**
Model: nappa leather, unlined with topstitching,
type of fastener of your choice
- A-3 1 artificial limb glove for **passive hands**
Model: suede, unlined with topstitching
- A-4 1 artificial glove for **active hands**
Model: suede, unlined with topstitching
- A-5 1 **artificial glove**, unlined
1 **leather glove**, wool-lined
Model: nappa leather, with topstitching
- A-6 1 **artificial limb glove**, unlined
1 **leather glove**, fur-lined
Model: nappa leather, with topstitching

Type of fastener of your choice:

1. Zip at the inner side of the thumb
2. Zip in the palm
3. Press studs

Orthopaedic gloves and stump protectors

- B-1 1 mitten
wool-lining
Model: nappa leather, as pull-on
- B-2 1 mitten
fur-lining
Model: nappa leather, as pull-on
- C 1 leather glove, standard
wool-lining
Model: nappa leather, as pull-on
- D 1 leather glove, standard
fur-lining
Model: nappa leather, as pull-on
- C-1 1 orthopaedic glove made to measure
wool-lining
Model: nappa leather, as pull-on
- D-1 1 orthopaedic glove made to measure
fur-lining
Model: nappa leather, as pull-on
-
- C-2 1 hand stump protector made to measure
wool-lining
Model: nappa leather, as pull-on
- D-2 1 hand stump protector made to measure
fur-lining
Model: nappa leather, as pull-on



- C-3 1 hand stump protector made to measure
wool-lining

Model: nappa leather, as pull-on

- D-3 1 hand stump protector made to measure
fur-lining

Model: nappa leather, as pull-on



-
- C-4 1 hand stump protector made to measure
wool-lining

Model: nappa leather

- D-4 1 hand stump protector made to measure
fur-lining

Model: nappa leather



-
- C-5 1 hand stump protector made to measure for major deformity
wool-lining

Model: nappa leather, as pull-on, fastener of your choice

This item is designed for major hand deformities and includes of a sewing pattern and a sample glove.

Invoicing subject to cost estimate.

- D-5 1 hand stump protector made to measure for major deformity
fur-lining

Model: nappa leather, as pull-on, fastener of your choice

This item is designed for major hand deformities and includes a sample glove.

Invoicing subject to cost estimate.

Upper Extremities: Upper arm / forearm

- C-6 1 stump warmer for upper arm or forearm stump
wool-lining

Model: nappa leather, fastener of your choice

- D-6 1 stump warmer for upper arm or forearm stump
fur-lining

Model: nappa leather, fastener of your choice



-
- C-7 1 stump warmer “Krukenberg”

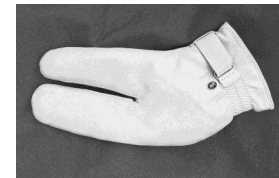
wool-lining

Model: nappa leather, fastener of your choice .

- D-7 1 stump warmer “Krukenberg”

fur-lining

Model: nappa leather, fastener of your choice



Flexor/Extensor control and therapy gloves

E 1 flexor control glove

interior lining of your choice

Model:

nappa leather, Velcro fastener, five elastic drawstrings over the palm to bend fingers. For stabilization of the wrist, the palm is reinforced with a plastic insert.



E-1 1 extensor control glove

interior lining of your choice

Model:

nappa leather, Velcro fastener, five elastic drawstrings at the back of the hand to stretch fingers. For stabilization of the wrist, the back of the hand is reinforced with a plastic insert.



Bag glove

G-2 1 “bag glove”

Interior lining of your choice

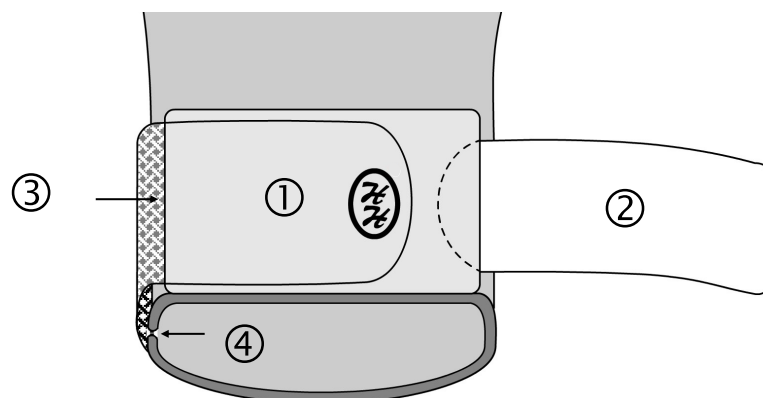
Indication: e.g. neurodermatitis, infantile cerebral palsy, etc.

Model: bag-shaped, thumbless mitten with side zip and locking Velcro fastener at wrist which cannot be undone by the patient. Plastic strip for opening and closing the locking Velcro fastener.



To open: insert plastic strip (2) into the protective leather sheath (1) to separate the two sides of the Velcro. Pull out leather tongue (3). Undo zip (4).

To close: do up zip (4). Insert plastic strip (2) into the protective leather sheath (1). Slide the leather tongue (3) into the protective leather sheath (1) over the plastic strip (2). Remove plastic strip (2). The glove is securely fastened.



Tips on the right choice of material

Outer leather:

standard nappa	dress gloves
impregnated nappa	robust work gloves, especially for working out-of-doors (moisture-resistant)
buckskin	work gloves for dry work
deerskin	dress gloves, artificial limb gloves

Lining:

silk	dress gloves, sensitive hands, little protection against cold
wool	dress gloves, thin work gloves
lambskin, thin	dress gloves, slightly thicker work gloves, stump protectors, good protection against cold
lambskin, thick	dress gloves, heavy-duty work gloves, excellent protection against cold
deerskin	for post-operative use when stumps are still very painful and sensitive. Deerskin lining is exceptionally kind to the skin

Fasteners :

Pull-on	glove with no fastener, standard model
Wedge and bar	comfortable to pull on the glove, good grip
Press studs	artificial limb gloves
Elasticated	mittens, stump protectors on the hand and forearm, Krukenberg, etc.
Velcro fastener	closure on back of hand, highly suitable for work gloves (protective gloves for fitters etc.), consists of elasticated draws with Velcro fastener
Zip	“active” artificial limb gloves, for particularly complex hand injuries where pulling a glove on is difficult, such as for spasticity, extreme claw-shaped deformation, transplants, hooked thumbs and for highly pain-sensitive hands

Never cold hands again - a completely new feeling

At first glance they are totally normal gloves but the non-visible heating plates provide the wearer with pleasant warmth. Three different heating levels enable individual heating control with plus/minus buttons, from comfortable 36°C up to 55°C. Replaceable, extremely light and high performance lithium-ion rechargeable batteries warm your hands up to 12 hours. The charger fully recharges the battery in 5-6 hours.

Included in delivery:

Gloves subject to cost estimate

2 lithium-ion rechargeable batteries

1 global battery recharger

Colour chart standard nappa


Black



Bordeaux




Brown



Camel

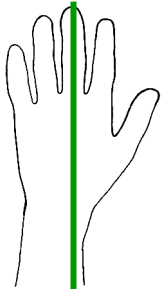


Grey

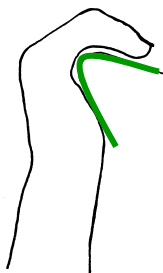


Extra strong and impregnated leather for work gloves is available in black and brown.

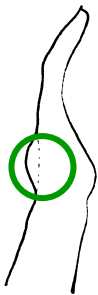
Taking measurements correctly = optimal fit



1. If possible, always measure both hands
2. Please sketch both hands (provides us with the original shape of the disabled hand)
3. If possible, always sketch the hand straight with the middle finger forming a straight line with the forearm
4. Do not spread the fingers too widely apart



1. If the finger(s) are **severely bent**,
2. please roll up a thin piece of cardboard,
3. place it in the palm,
4. draw the outline on it and
5. measure the finger length.



1. If there is a **protrusion** on the back of the hand,
2. please position the hand upright on its side,
3. draw around the hand on its side and
4. measure the protrusion and plot its location.
5. Please still draw the outline of the hand laid flat on the paper.

For **major deformities**, please attach pictures.

1. If possible, fabrication of a plaster model in neutral position.
2. Outline drawing

TIP: Gloves that already fit are highly suitable as patterns, please enclose them.

Works from our manufactory



Tips for the cleaning of gloves

Stained leather

Wipe off stained smooth-leather gloves with a soaped, moist cloth; later wipe it dry.

Protect from sun

In order for your leather gloves not to become spotted, do not leave them lying in the sun for a longer period of time.

Hair shampoo for leather gloves

Stained, brightly-coloured unlined leather gloves may be pulled on and washed in lukewarm soap water, as if washing one's hands. Afterwards, rinse and add a little glycerin to the leftover water for regreasing. Take off the gloves, blow air into the gloves' fingers and hang them up for drying.

Hanging up wet leather

If your gloves have gotten wet, they should be hung up for drying (not at the oven or in front of the radiator). Suede should be brushed accordingly. If the leather has become stiff from moisture, knead it until it is soft again.

Lanolin for smooth leather

Smooth leather gloves stay smooth and do not suffer cracks when lanolin or castor oil is rubbed in and let permeate for some time. Then, polish with a soft cloth.

No chemical substances for suede

Chemical stain removers are not recommended for suede. Ugly marks might appear around the stains and the colour might bleed. Greasy stains might best be removed with a suede cleaning cloth.

Specking stains

Specking stains on suede may be napped with a fine wire or creping brush.

Terms of delivery and payment

- ◇ The goods remain the property of Hudelist GmbH until payment is received in full.
- ◇ Postage and packaging costs are borne by the buyer.
- ◇ Payment is due promptly after the receipt of the goods.
- ◇ Surcharge for impregnated nappa leather (water-repellent and especially for work gloves): 10%.
- ◇ Surcharge for doubly reinforced palm, lashed (especially for work gloves): 10%.
- ◇ Surcharge for suede models: 15%.
- ◇ Surcharge for silk lining: 10%.
- ◇ Surcharge for press studs, golf fasteners, bar fasteners, zip, wedges, Velcro fastenings (if not part of that model) is calculated as per current price list.
- ◇ Models, drawings and sewing patterns are archived for future supplies.

Guarantee

We guarantee,

- ◇ that the leathers comply with the German PCP-regulation from 12/12/1998 (max. 5ppm-mg/kg).
- ◇ that the leathers do not contain any forbidden AZO dyes (in accordance with the Consumer Goods Ordinance)
- ◇ that the leathers do not contain allergenic emulsion particles
- ◇ that the leathers do not contain chromium VI or free chromium III above the legally permitted concentration.

der Hudelist[®]

Handschuhmanufaktur



Awarded with the city arms of the city of Klagenfurt

Your contact:

Ms. Manuela Petzl

Mon-Wen 8.00 - 12.00 and 12.30 - 14.30

Thu-Fri 8.00 - 13.30

Hudelist GmbH

Völkermarkter Straße 75

A-9020 Klagenfurt am Wörthersee

Tel 0043 (0)463 38 11 00 27

Fax 0043 (0)463 38 11 00 11

E-Mail handschuh@hudelist.at

Web www.hudelist.at

VAT number ATU 659 553 17, commercial register FN 107360h